



VT7E or VT7ES - 072 - 1 R 00 - A 1 M0 -

Series

VT7E series-125 A2 HW
ISO 2 bolts \varnothing 019-2 mounting flange

VT7ES series- SAE C 2 bolts
Mounting flange J744

Camring

Volumetric displacement cm /rev (in /rev)

042 = 1 ³ 2.2 (8.07)	057 = 18 ³ .2 (11.18)
045 = 142.5 (8.70)	062 = 196.6 (12.0)
050 = 158.5 (9.67)	066 = 21 ³ .0 (1 ³ .0)
052 = 16 ³ .8 (10.0)	072 = 227.1 (1 ³ .86)
054 = 170.9 (10.4 ³)	085 = 268.7 (16.40)

Type of shaft VT7E-VT7ES

5 - keyed (ISO R775-G³8M)

Type of shaft VT7ES

- 1 - keyed (SAE CC)
- 2 - keyed (no SAE)
- ³ - splined (SAE C)
- 4 - splined (SAE CC)

Direction of rotation (view on shaft end)

- R - clockwise
- L - counter-clockwise

Modifications

Mounting w/connection variables

4 bolts SAE flange (J518)

P = 1 ¹ / ₂		S = 3"	
UNCMETRIC			
VT7E		M0	
VT7ES	00	M0	

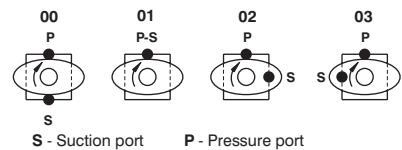
Seal class

- 1 - S1 (for mineral oil)
- 4 - S4 (for fire resistant fluids)
- 5 - S5 (for mineral oil and fire resistant fluids)

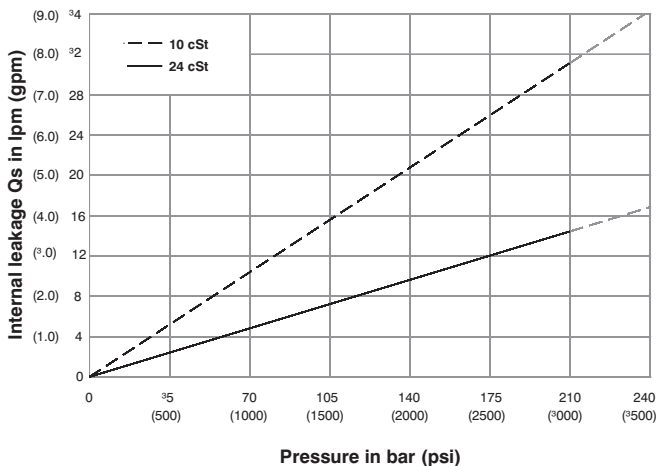
Design letter

Porting combination

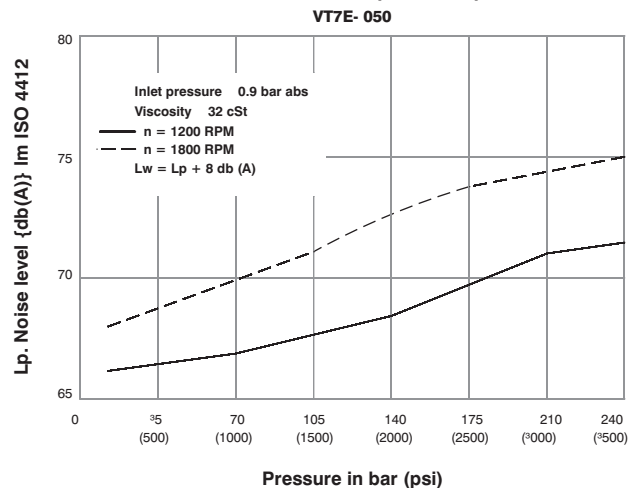
00 - standard



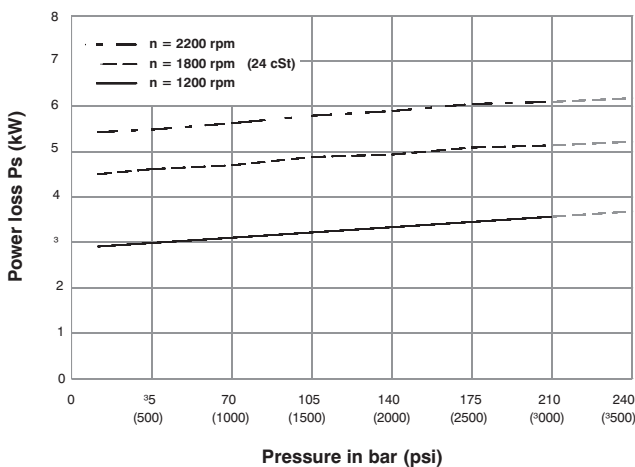
INTERNAL LEAKAGE (TYPICAL)



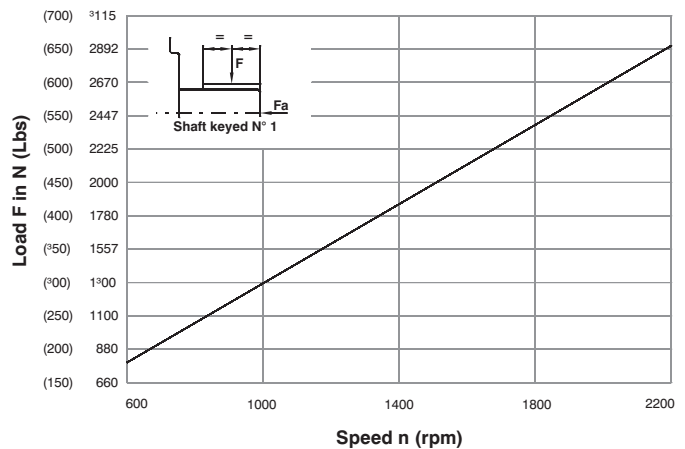
NOISE LEVEL (TYPICAL)



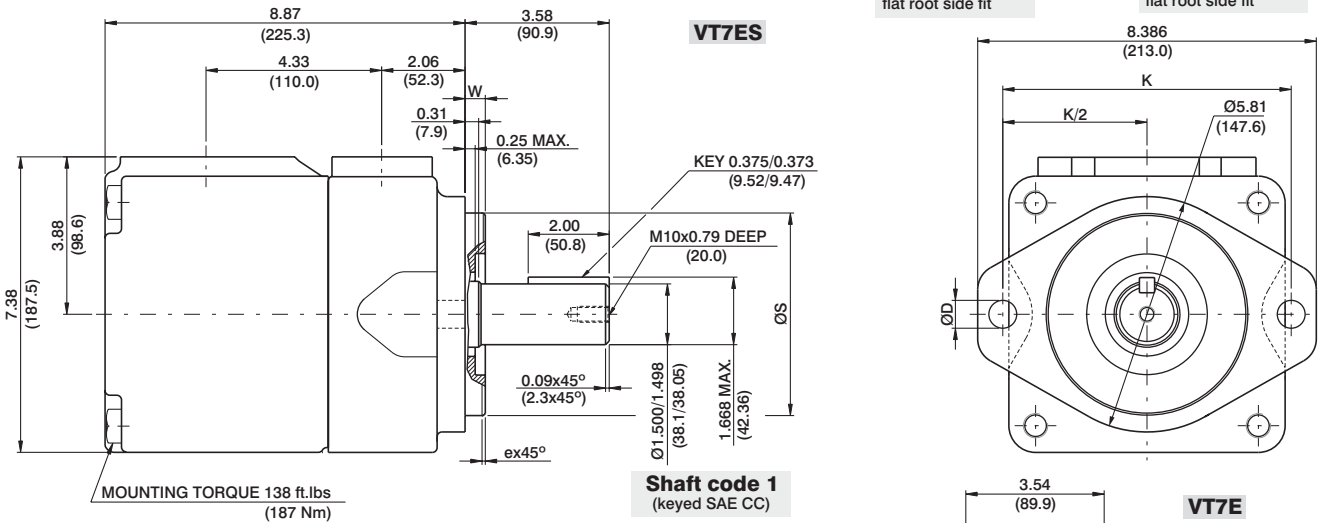
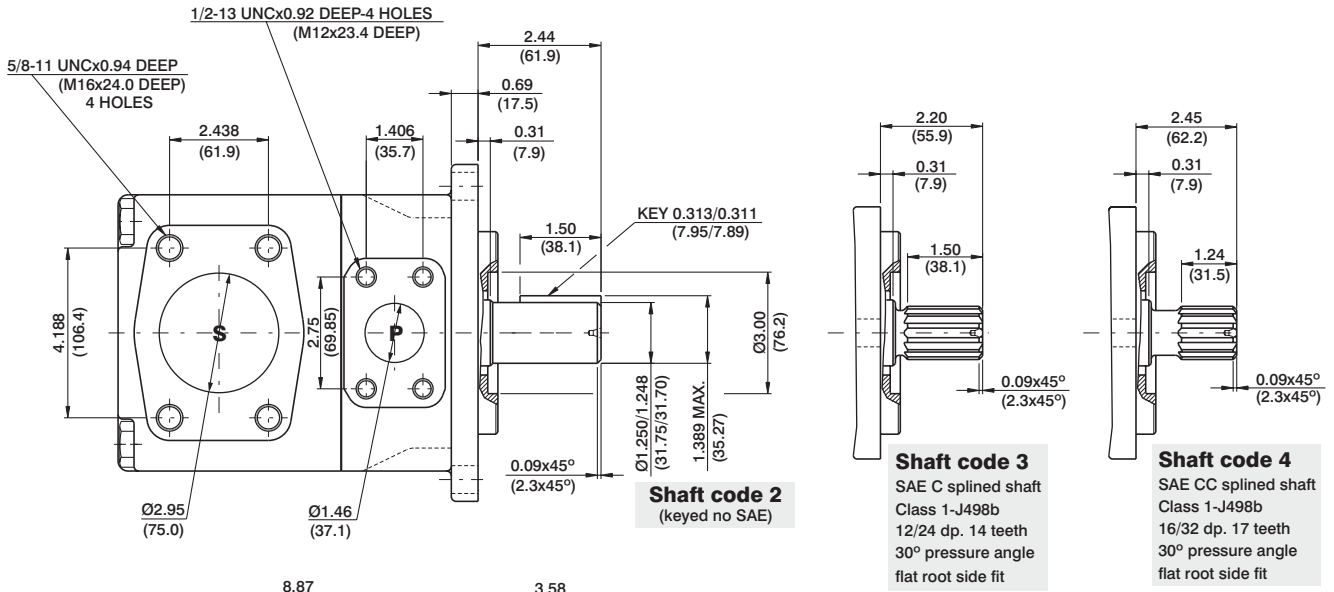
HYDROMECHANICAL POWER LOSS (TYPICAL)



PERMISSIBLE RADIAL LOAD



Maximum axial load permissible Fa = 2000 N (449 Lbs)



Shaft torque limits in ³ /rev x psi (ml/rev x bar)	
Shaft	V _p x p max.
1	48273 (54555)
2	30638 (34590)
3	54207 (61200)
4	54207 (61200)
5	48273 (54555)

Series	Alternate mounting flange					
	ØS		ex45°	W	K	ØD
	MAX.	Min.				
VT7E	4.921 (124.99)	4.919 (124.94)	0.079 (2.0)	0.374 (9.49)	7.087 (180.0)	0.709 (18.0)
VT7ES	5.00 (127.00)	4.998 (126.94)	0.051 (1.3)	0.50 (12.7)	7.126 (181.0)	0.689 (17.5)

OPERATING CHARACTERISTICS - TYPICAL (24 cST)

Pressure port	Series	Volumetric Displacement V _p		Flow q & n = 1800 rpm						Input power p & n = 1800 rpm					
		p = 0 bar (0 psi)		p = 140 bar (2000 psi)		p = 240 bar (3500 psi)		p = 7 bar (100 psi)		p = 140 bar (2000 psi)		p = 240 bar (3500 psi)			
		in ³ /rev	cm ³ /rev	gpm	lpm	gpm	lpm	gpm	lpm	hp	kw	hp	kw	hp	kw
VT7E VT7ES	042	8.07	132.2	62.92	237.8	60.37	228.2	58.52	221.2	8.09	6.0 ³	78.44	58.49	133.80	99.77
	045	8.70	142.5	67.72	255.9	65.17	246.3	63.32	239.3	8.37	6.24	84.04	62.66	143.60	107.08
	050	9.67	158.5	75.38	284.9	72.83	275.3	70.98	268.3	8.82	6.58	92.97	69.32	159.24	118.75
	052	10.00	163.8	78.37	296.2	75.82	286.6	73.97	279.6	8.99	6.70	96.47	71.94	165.36	123.31
	054	10.43	170.9	81.27	307.2	78.72	297.6	76.87	290.6	9.17	6.84	99.75	74.38	177.46	132.33
	057	11.18	183.2	87.12	329.3	84.57	319.7	82.72	312.7	9.51	7.09	106.57	79.47	189.84	141.56
	062	12.00	196.6	93.54	353.6	90.99	343.9	89.14	336.9	9.88	7.37	114.17	85.13	196.34	146.41
	066	13.00	213.0	101.44	383.4	98.89	373.8	97.04	366.8	10.34	7.71	123.38	92.0	212.46	158.43
	072	13.86	227.1	108.00	408.2	105.45	398.6	103.60	391.6	10.72	7.99	131.04	97.71	225.86	166.42
	085	16.40	268.7	127.79	483.0	126.13 ¹⁾	476.7 ¹⁾	--	--	11.88	8.85	101.66 ¹⁾	75.80 ¹⁾	--	--

1) 085 = 90 bar (1300 psi) max. int.

³⁾ special 3/16" (3.5 dia) suction also available - Please contact VELJAN